

Shower Base



MODEL LSB6032R
TYPE RECTANGLE



Highest grade of cast high gloss acrylic and Re-enforced with fibreglass.

Non porous material for scratch and stain resistance and a low 3" threshold.

Re-enforced with fibreglass.

3 pre-moulded integrated tile flanges for an easy install.

Patterned bottom.

Right drain hole- No drain provided.

- **Dimensions** 1524mm x 813mm x 76mm (60"x 32"x3")
- **Net Weight** 23 kg (51 lbs)
- **Drain Opening** 83 mm (3-1/4")
- **Drain to Floor Clearance** 10 mm (3/8")

NOTICE: Product is subject to change without notice at the manufacturers discretion. Product drawings are not to scale. Dimensions may vary +/- 6mm (1/4") . Weight can vary +/-5 lbs (2.2 kg).

For Installation procedures please refer to the installation manual included with the tub or online at www.lookbath.com

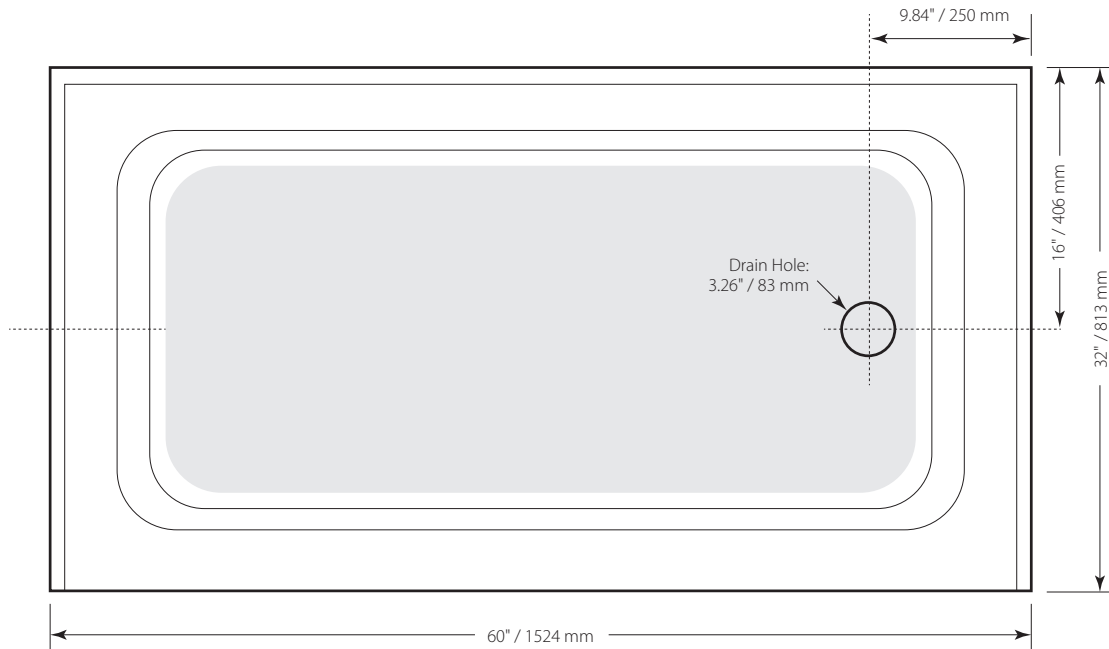
Product conforms to both Canadian and US standards and bears the UPC Listing. Meets or exceeds ANSI-Z124.
Tested to CAN/ULC 102.2

Shower Bases

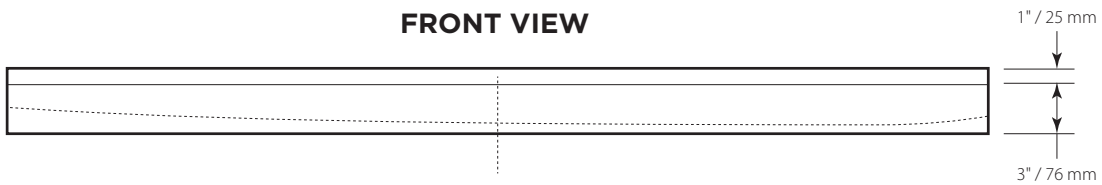


Drawings and Measurements

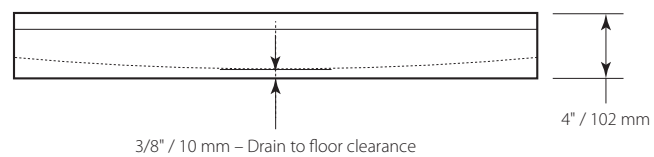
TOP VIEW



FRONT VIEW



SIDE VIEW



LOOKBATH™

Because life is too short for boring bathrooms.