


# Shower Base



**MODEL** LSB6030R  
**TYPE** RECTANGLE



Highest grade of cast high gloss acrylic and Re-enforced with fibreglass.

Non porous material for scratch and stain resistance and a low 3" threshold.

Re-enforced with fibreglass.

3 pre-moulded integrated tile flanges for an easy install.

Patterned bottom.

Left drain hole- No drain provided.

- **Dimensions** 1524mm x 762mm x 76mm (60"x 30"x3")
- **Net Weight** 22 kg (49 lbs)
- **Drain Opening** 83 mm (3-1/4")
- **Drain to Floor Clearance** 10 mm (3/8")

**NOTICE:** Product is subject to change without notice at the manufacturers discretion. Product drawings are not to scale. Dimensions may vary +/- 6mm ( 1/4" ) . Weight can vary +/-5 lbs (2.2 kg).

For Installation procedures please refer to the installation manual included with the tub or online at [www.lookbath.com](http://www.lookbath.com)

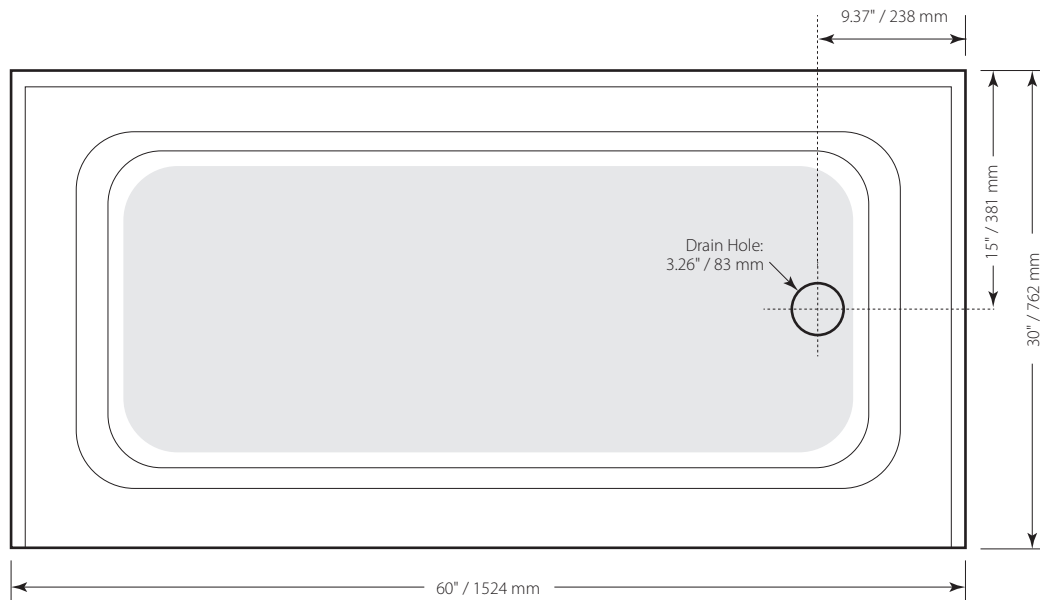
Product conforms to both Canadian and US standards and bears the UPC Listing. Meets or exceeds ANSI-Z124.  
Tested to CAN/ULC 102.2

# Shower Bases

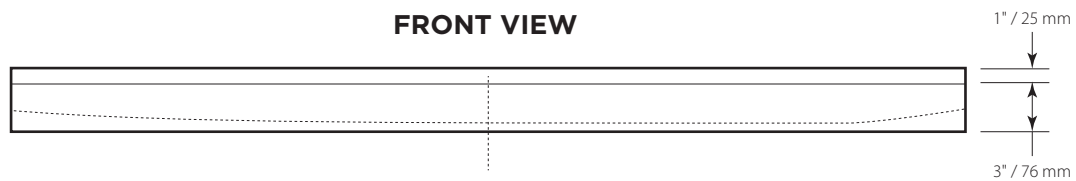


## Drawings and Measurements

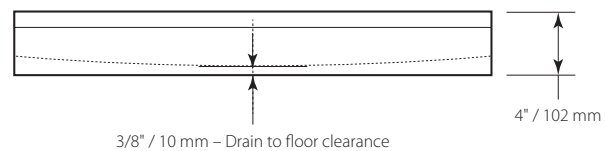
**TOP VIEW**



**FRONT VIEW**



**SIDE VIEW**



LOOKBATH™

Because life is too short for boring bathrooms.